

# A TOUCH OF GLASS

Newsletter of the Creative Glass Guild of Queensland September 2023 Edition

## What's up from the President

**It's been a busy time at the Guild, with both upstairs and downstairs workshops now in regular use by our members and students.**

Custom-built furniture has been completed downstairs and we still have some painting of glass racks and power for the sandblaster to finalise. Whilst I expect we will continue to tweak things for many more months, it is looking great.

### **Beadmaker progress**

The upstairs area has not been forgotten. Our beadmakers will start to see progress in their new dedicated space, formerly the glass room. We also have a new double laundry tub in the upstairs workshop and a corner tub will be installed for the convenience of our beadmakers. There are also plans to sand down and refinish all the workbenches.

We have lots of Courses and Workshops available on the Guild website for members and others. There has never been a better time to book a spot and come along and see the new spaces in operation.

### **Showcase is back on**

The Exhibition is back after a break of three years and with a new name. *The Creative Glass Showcase* will take place over the weekend of



The jolly nautically-themed Kitchen Splashback has been completed and installed at Red Hill. Thanks to all members who were part of the project, and keep watching for Stages 2 & 3.

Saturday October 7<sup>th</sup> and Sunday October 8<sup>th</sup> at Mt Coot-tha Auditorium.

You can help make a successful weekend by sharing our Facebook event, or the *Must Do Brisbane* link: <https://www.mustdobrisbane.com/whats-on-weekends/creative-glass-showcase-mt-coot-tha-botanic-gardens>

All members are able to sell or display their work and our tutors will be showcasing

some of the beginners' pieces as well.

We will also need lots of volunteers, so please look at the master volunteer lists at the Guild and get your name on them.

There is truth in the saying 'many hands make light work'. I look forward to seeing you there with all your family and friends.

Remember, our publicity depends enormously on 'word of mouth', so we are depending on you to spread the word.

### **Stages 2 & 3 coming**

The Kitchen Splashback stage 1 is finally installed in the kitchen, and it looks fantastic.

Now that storage space has cleared in the kitchen, we can start on stages 2 and 3.

Denise and I are just fine tuning the substrate and

design, and will get some Monday afternoon/evening workshops running after the Showcase. Look out for an email about this in a few weeks' time.

Also, we now have a space behind the new upstairs laundry tub, and we are seeking suggestions for a suitable mosaic design to suit the occasion. See more details inside.

**Best wishes, Chris**



THE CREATIVE GLASS GUILD

# Creative Glass Showcase

Saturday 7<sup>th</sup> & Sunday 8<sup>th</sup> October 2023



## The Creative Glass Guild Exhibition is back and has a new name - *the Creative Glass Showcase*.

We feel that the name really highlights what we want the event to be about – showcasing your beautiful art and our skills to the wider community.

This year the Showcase will be held on Saturday and Sunday 7-8 October 2023 at Mt Coot-tha Botanic Gardens Auditorium (Saturday 7 October from 10am to 4pm and Sunday 8 October from 10am to 3pm).

We will set up on Friday 6 October and pack up on Sunday 8 October, after the Showcase concludes.

### Volunteers needed

Please consider volunteering your time for one or more of the following:

- Setup on Friday 6 October from 8am at the Guild and then moving to the Mt Coot-tha venue
- Setting up the display
- Pack up on Sunday 8 October from 3.00pm
- Point of Sale distribution
- Manning the various demonstration tables (Beadmaking, Leadlight & Copperfoil, Mosaics, Fusing & Slumping, General Guild info/courses/membership)
- Greeting our visitors and taking entry payments

If you are able to help please add your name to the Volunteer Lists which are on display in the downstairs workshop at the Guild.

If you can't make it to the Guild to place your name on the list, please call the Guild on 3369 7322 to find out what days/time/roles are needed and arrange to fill a slot or two or a whole day! Alternatively email [info@creativeglassguild.com.au](mailto:info@creativeglassguild.com.au). Shifts are for 2 hours (10am-12pm, 12pm-2pm, 2pm-4pm).

### Show off your work

Our showcase is nothing without the display of your work, so we would love you to bring along pieces that you have created over the last few years.

Please carefully read the Exhibitor Information Pack and Exhibitor Items list and note the deadlines and detail of what is required. The details are important to keep things simple for our volunteers who create this event.

While many things remain the same as previous years, there are a few changes this year, so make sure you are familiar with the current information.

### Demonstrators wanted

We are planning to have regular demonstrations across the weekend to showcase our glass art in progress, highlighting every discipline we teach.

We would love our members of all skills levels to be involved, to showcase our art to the public, and show them how we do it and why we love it! Have a chat to your favourite tutors if you would like more information.

Finally, tell everyone you know about the upcoming Showcase, or better still, bring them along.

Check out our Facebook page, and forward it to your friends and relatives. See you there!

### Published by the Creative Glass Guild of Queensland

64 Fulcher Road, Red Hill Qld  
PO Box 14, Ashgrove Qld 4060

General enquiries:  
[info@creativeglassguild.com.au](mailto:info@creativeglassguild.com.au)

Course enquiries:  
[courses@creativeglassguild.com.au](mailto:courses@creativeglassguild.com.au)

T: (07) 3369 7322  
(phone not always manned)

Website:  
[www.creativeglassguild.com.au](http://www.creativeglassguild.com.au)

Workshop/Sales:  
Saturdays, 9.00am-12.00pm

General meetings: Bi-monthly on first Monday of the month at 7.00 pm (Notice will be emailed to members).

Management Meetings:  
Alternate months or earlier if required

## Are you thinking in mosaic?

Earlier this month, our mosaic tutor, Catherine Conaty, hosted a special event at Brisbane Square Library to celebrate the release of a new book on mosaics.


Entitled *'Mosaicism - Thinking in Mosaic'*, the book is the brainchild of leading contemporary artist and mosaic specialist, Dr Helen Bodycomb.

Helen Bodycomb is recognised as one of Australia's leading contemporary mosaic artists and is the only person in Australia with a PhD in Mosaic.

In *Mosaicism*, Dr Bodycomb draws upon her vast experience as a visual artist and her groundbreaking research to explain the human urge to 'make special'.

She explains that the intuitive act of assembling small, like parts, is one where the act of making is as important as the finished artefact.

Using imagery, prose, theoretical commentary, poetry and historical analysis, *Mosaicism—Thinking in Mosaic* explores the act of making as a way of thinking, through the embedded memories that all materials contain.



Dr Helen Bodycomb's book (above) demonstrates that the act of making is just as important as the finished artefact. Below, Helen Bodycomb at work on one her spectacular mosaic creations.



## Laundry tub splashback in search of a theme


With the Kitchen Splashback Project part completed (Stage 1 finished, Stages 2 & 3 on the drawing board), it's time to consider a brand new project, which we can call 'the Laundry Tub Splashback'.

Following the installation of a new laundry tub in the upstairs workshop, there is a blank and rather bland wall behind the tub just begging to be enhanced with another stunning mosaic/fused glass decoration.

We are seeking suggestions from members for a suitable theme for the occasion, so that we can start planning a longer term members' project.

One suggestion received is an old-fashioned washing line full of clothes swinging in the sunshine, complete with laundry basket.

But let's not restrict our thoughts to washing day. Send your thoughts to Christine Bell, and see your suggestion turn to splashback reality!



# Brisbane Ekka brings out the best



**Guild members have excelled with winning exhibits in this year's Brisbane Royal Show.**

Congratulations to Warren Collins, who picked up first and third prizes in the Stained Glass category, and to Catherine Conaty, who achieved third prize in the Mosaics category.

In the Creative Arts and Craft section, Warren exhibited two leadlight panels with traditional glass painting, while Catherine exhibited a mosaic squirrel made from pieces of mirror contrasted against a black background.

There are six categories where glass artists are eligible to participate: Leadlight, Copper Foiling, Glass Mosaic, Fused Glass and Slumping, Glass Tile Work and Stained Glass – all of which were well represented with exhibits from people around the State.

Since here at the Glass Guild we have members who work in all the categories on display at the Ekka, wouldn't it be great if next year we could have more members enter their work into the competition?

It's a terrific opportunity to show what is possible with glass to the rest of Queensland. With daily attendances above 30,000 people, perhaps we can inspire others to get involved in the wonderful world of glass. Who knows, you might be successful and even win a place in the competition!

Pictured (left) Warren's First and Third Prize exhibits in the Stained Glass category, and (below) Catherine's mirrored squirrel, which picked up Third Prize in the Mosaics category.



# Celebrate all things Queensland

## What comes to mind when you think about this wonderful State we live in?

The Mosaic Association of Australia and New Zealand (MAANZ) is inviting you to participate in an exhibition which celebrates the unique characteristics of Queensland through mosaic.

Called *Quintessentially Queensland*, the exhibition will feature mosaic pieces that reflect the Queensland lifestyle.


Of course, the interpretation for this theme can be vast, and limited only by your imagination.

### Be inspired by diversity

Whether inspiration comes from our diverse geography with beautiful beaches, lush rainforests, vibrant cities and expansive outback plains, or from our cultural heritage, cuisine, architecture or lifestyle... the exhibition is sure to feature entries as diverse as the State itself.

Entries should be 25cm square, with a maximum 2 entries per person. \$10 boards can be purchased from Catherine Conaty.

Closing date for entries is Monday 2nd October, and the exhibition will be held from Friday 17th November to Sunday 10th December 2023.



Members' pieces will be on display at this year's Glass Guild Showcase, then transported by Catherine to Maryborough. The Official Opening and Awards Presentation will take place at 12 noon on Saturday 18th November at Gatakers Artspace, 311 Kent Street Maryborough QLD.

Why not make a weekend of it and enjoy all the lovely 'arty' tourist attractions that the Wide Bay Region has to offer.

## This lady has a secret past

**A lady with an interesting history will feature in this year's Creative Glass Showcase.**

A leadlight now being completed by our leadlighting tutor, Jenny Keys, was cut out by one of her students about 10 years ago.

Jenny explains: "The student had just begun the leading stage, then disappeared, so it has sat in a cupboard for about 10 years. I have leaded it and finished it for the Guild so it's ready to display."

Known as the '*Lady in the Bath*', Jenny has completed leading,

blackening, polishing and adding clear, iridised bath bubbles to the piece, ready for the 'Lady' to be

sold in a silent auction at the October Glass Showcase to raise funds for the Guild.



# Venice Glass Museum sparkles

One of the highlights on my trip to Venice in May this year was a visit to the Museo del Vetro (Venice Glass Museum) located on the island of Murano in the Venetian Lagoon.

The museum, which explores the history and craft of Venetian glassmaking from the 15<sup>th</sup> century to the present, was originally a patrician's palace in typical flamboyant Gothic style.



The ceiling of the large central room on the first floor testifies to the original splendour of the palace, with an 18th century fresco and three large glass chandeliers. The central chandelier, with 60 branches, was exhibited at the first Murano Glass Exposition in 1864, where it was awarded a gold medal.

## Unique Exhibition

From 7 September 2023 to 6 January 2024, the museum will be hosting a unique exhibition that will break new ground by presenting around 40 pieces produced by Murano master glassmakers using



*Pictured (top) is one of the hundreds of exhibits of beautiful glass art on display at the Venice Glass Museum; the Museum's first floor (above) features an 18th century ceiling fresco and three spectacular glass chandeliers.*

recycled industrial glass. The aim is to raise public awareness about recycling, sustainability and a more mindful use of raw materials, proving that even waste glass can be used to make magnificent works of art.

The exhibition, called *Murano: Upcycling Glass*, is one of the initi-

atives organized for Venice Glass Week 2023, an international festival that has been taking place in the city since 2017. The exhibition is supporting the *Sea the Change* project, which seeks to protect the lagoon ecosystem of the City of Canals.

**Regards, Ian Dymock**

# Nature's diversity in mosaics

**Nature's diversity will be on display in all its glory during September and October at a fascinating mosaic exhibition.**

Featuring the mosaic works of Catherine Conaty, Tani Bates, Margaret Shaw and Yvonne Ragonesi, *Nature's Diversity in Mosaics* is being held at the Crows Nest Gallery up until Sunday 15th October.

Crows Nest is just 45 km from Toowoomba, so why not take in a gallery visit and check out the Toowoomba Carnival of Flowers.



*These mosaics form part of the Crows Nest Mosaics Exhibition. They are (above left) Major Mitchell, stained glass, metal on thermal board, by Catherine Conaty and (right) Zanda magic, smalti glass, metal on thermal board, by Tani Bates.*



A picture of concentration at a recent panel lamp class at the Guild are Stephen (pictured above) and Tony (below).



## All hands make lamp work

**Fancy making a beautiful copper-foiled lamp?**

Why not sign up for one of Jenny Keys' panel lamp courses scheduled for next year?

Perhaps you can capture the clean lines and simple beauty of Japanese artistry by making the traditional Andon (pronounced ahn-dohn) lamp?

Andon lamps are ancient Japanese lanterns traditionally made from timber frames and paper (washi) screens.

### Glass replaces paper

But for a special effect, stained glass panels can be used in place of paper to create a stunning display.

Andon lamps can be any style and any size with any finish, depending on the imagination and decorating tastes of the maker.

*Pictured (top right) is a simple frame with a copper-foiled wisteria glass pattern, and (below right) a more complex Andon frame featuring thin Kumiko latticework patterns.*





**It's all go around the Guild!**

Pictured clockwise (from above) are Chris with her mosaic tree of life; all hands on deck at the Beginners Fusing & Slumping class; Sharon's stunning banksia mosaic; beads a-plenty at a recent beadmaking class; ten green bottles will be hanging on Sharon's amazing mosaic table; and Selina's beginner's pelican mosaic.

