

A TOUCH OF GLASS

Newsletter of the Creative Glass Guild of Queensland March 2021 Edition

2020: the good, the bad and the ugly

The past year has been a mix of 'the good, the bad and the ugly'.... in other words, an assortment of positives and negatives for the Guild.

Let me start with the negatives so I can get them out of the way, and we can focus on the many positives we experienced during the COVID-19 pandemic year.

Firstly, we failed to get a re-vamped website operational. So many opinions, ideas and suggestions were overwhelming, and we lost our way.

Website survey

However, a survey has been recently sent out to members seeking suggestions to give us clarity and direction. For some, the website is the first contact for the Guild, so let's make it the best it can be.

Secondly, a computerised Inventory Management and Point of Sale (POS) system was recommended to save time for our volunteers, and money for the Guild.

Concept confused

Unfortunately, the concept was confusing to some members, and some questioned the planned tendering process. Also, questions regarding a stand-alone product versus a commercial out of the box solution raised some doubts over the long-term viability of the recommended product.

The Guild's Annual General Meeting held on Saturday 13th March was well attended by members in person and via Zoom. This is an abridged version of President Kevin's AGM address to the meeting, highlighting some of the year's highs and lows.



As a result, the system was not implemented. One of the perceived benefits of a POS system was eliminating the need for a bookkeeper.

Our current bookkeeper Susan has retired and after advertising the role she has been replaced in-house with Katrina Jackson being engaged to undertake the role with assistance from Treasurer Deb.

Thirdly, our redevelopment plans have stalled. The cost of redeveloping our site by lifting and developing is beyond our capacity without major financial assistance. It is hard to imagine any significant financial support to assist us in our plans to redevelop with a membership base of 145.

Better use of space

We need to refocus our attention on utilising the space we have, and doing minor modifications to provide enhanced spaces for our members within a reasonable budget allocation. So, unfortunately, we are going to have to live with stairs, low head height, some asbestos, and virtually no disabled access.

We will still explore opportunities to relocate into another facility with the requirements of on-site parking, low set, at least the same floor space we have currently, disabled facilities and centrally located. All non-profits in Brisbane will be looking for something similar, so competition will be keen.

Lastly, due to Covid19, we had to close the Guild for three months.

Cont on Page 2

Highlights of the 2021 AGM

Cont from Page 1

As a result of the COVID lockdown and closure, we had to cancel all classes, workshops and seminars for the remainder of the 2020 year.

Membership was extended for three months to reflect the Guild's closure.

The annual Exhibition had to be cancelled, which in the past has provided the Guild with a substantial income stream, while showcasing members' many talents and skills.

Our membership which had peaked to a record of 165 members dropped to 135 by year end.

The Master retires

Also, our first Master of the Guild, Barbara Humphreys has retired from teaching duties. Her classes were always well attended, and many new members joined the Guild because of Barbara's expertise and experience.

As a parting gesture, Barbara has sold to the Guild her extensive resources at a very reasonable cost which will assist tutors to carry on the great teaching that she did. We wish her well.

On the positive side, despite our shutdown and adhering to restrictive Covid-safe practices, we were able to continue, albeit in a restricted capacity.

The Management Committee and general meetings were held via Zoom so the business of the Guild could continue.

Denise was extremely helpful in ensuring members still had access to critical supplies to continue to work on projects at home. She even made a few home deliveries, and we owe her a great debt of gratitude.

The Management Committee ensured expenditure during the year was within the guidelines set. Overall, we survived financially in a sound position.

During the year, a solar installation was successfully completed at the Guild, with a 9.96 kw system on our roof which is designed to reduce our electricity charges for twenty plus years, given the quality of the system.

As mentioned previously, our endeavours to relocate or rebuild the Guild stalled last year, but nevertheless have crystallised our thoughts on what we can do to make the Guild a more useable facility for members.

We asked Evoke Architects to draw up a plan to make minor changes upstairs to better utilise the existing space.

In addition, preliminary drawings have been prepared to maximise space downstairs to give members who use the area more comfortable surrounds and useable space.

It is the Committee's intention to obtain quotes for this work, and to apply to the Gambling Community Benefit Fund for funding assistance.

Our tutors rule!

I would be remiss in not acknowledging our fabulous tutors whose income stream was reduced to zero last year. They are vital to the Guild for generating income, passing on the skills of glass art and through their expertise and their enjoyable classes, to recruit new members.

Our newsletter editor Ian has continued a fantastic job of editing all the news stories and photos sent to the Guild, and is a valuable member of the management committee.

Katrina, our secretary has kept us informed on any items of interest including meeting times, reminders, and followed up with the minutes in a timely manner. She also manages the membership roster.

Deb's experience as an accountant has been invaluable in managing the Treasurer's role this year. Jan, our VP is always keeping us on track and continued to make sensible achievable suggestions.

Lastly, the numerous volunteers who assist in countless ways, especially opening the Guild to members on project days, are appreciated by all.

The spirit, generosity, friendliness and camaraderie of Guild members continue to make the Guild what it is today, and I'm sure we all look forward to a year operating under a Covid-free environment.

Kevin Grace, President

Published by the Creative Glass Guild of Queensland

64 Fulcher Road, Red Hill Qld
PO Box 14, Ashgrove Qld 4060

General enquiries:
info@creativeglassguild.com.au

Course enquiries:
courses@creativeglassguild.com.au

T: (07) 3369 7322
(phone not always manned)

Website:
www.creativeglassguild.com.au

Workshop/Sales:
Saturdays, 9.00am-12.00pm

General meetings: Bi-monthly on
first Monday of the month at 7.00 pm
(Notice will be emailed to members).

Management Meetings: Alternate
months or earlier if required

Kitchen makes a splash back



The much anticipated Kitchen Splashback Project, which was around before COVID put plans on hold, is on again!

The aim is to enhance a section of the kitchen wall in our Red Hill premises in the best way we know how, using a stunning combination of fused glass and mosaics elements.

When finished, the splashback will be one metre high and over 2.5 metres long, wrapping around the existing kitchen sink and microwave shelf areas.

Aussie beach theme

The proposed design follows an Australian beach theme, possibly with beach huts, sea and land creatures, shells, towels, buckets and spades, surf lifesavers and sandcastles (something similar to the rendition above, which gives you the general idea).

The finished project is designed to blend with the existing kitchen leadlight window's underwater theme.

Members have already completed three sessions to kick start the project. Coordinators hope that a section of the splashback will be available to display at the Guild's Exhibition in July.

More workshops

More workshops have been scheduled in the Guild calendar for Sun May 2 and Sat May 22. We are limiting participants for each workshop to seven members in order to manage social distancing.

Register interest at creativeglassguild.com.au/splashback/

No fusing experience is required, but if you have your own glass scorer and tools, bring them along with you.

Meet your new Committee & Volunteers

Congratulations to the following members who have volunteered their services as Committee Members and key Co-ordinators for 2021:

PRESIDENT - Kevin Grace

VICE PRESIDENT - Ian Dymock

SECRETARY - Katrina Jackson

TREASURER - Debbie Pym

COMMITTEE MEMBER - Anne McCairney

Course Coordinator: Jackie Barrett, with assistance from Lyndall Davies

Exhibition Coordinator: Denise Olsen

Librarian: Sue Gunter

Maintenance and Safety Coordinator: Evert van der Waal

Members' Activity Coordinator: Brad Mayger

Membership Coordinator: Katrina Jackson

Newsletter Editor and Publicity Officer - Ian Dymock

Volunteer Roster Coordinator - April Avis

Stock and Inventory Coordinators - Denise Olsen and Chris Bell

Website Coordinators - Lyndall Davies and members TBA

Social Media and Marketing Coordinator - Sally Jelbert

Deb's dream: a USA glass odyssey

They don't call me The Glass Traveller for nothing! This is a snippet of one of my future trips in planning – with a lot of time spent in Washington State, Oregon, Nevada etc.

If I could travel now and see fantastic glass, I would be on a plane to Seattle, USA, to see the *Chihuly Garden and Glass Exhibition*, which explores the inspirations and influences of famed glass artist Dale Chihuly.

The Exhibition includes eight galleries, three drawing walls, a glasshouse, garden and theatre - all spectacular!

But I wouldn't be restricting my travels to just one place.

Curious glass

Then I would be off to *Bullseye Glass* in Portland, Oregon, to salivate over the gorgeous glass, especially the curious and experimental sheets and hopefully do a fusing class or two. It is the only place to check out the 'curious' sheets (their name for weird and wonderful colour combinations).

And then my plan was to do a class with Cheryl Chapman from *Silly Dog Art Glass* at her studio in La Pine, central Oregon.

We asked Guild members where they would like to travel - without restrictions - to experience their favourite glass fix. Deb Gallon shares her twin passions of glass and travel to tell us where she would like to be post-COVID.

Her reverse enamelling glass pieces are amazing.


She uses finely powdered glass enamels mixed with water based or oil based media to paint onto glass. Each piece is fired multiple times in the kiln to cure the enamels as well as to change the glass, rounding it and forming it to the final beautiful product.

Twist of whimsy

Her paintings are a reflection of her love for animals and nature, with a twist of whimsy.

And, if the timing was right, I'd probably head back to Las Vegas to attend the fabulous *Glass Craft Expo*, which you can read about in my other travel story.

Happy travels, Deb Gallon



Pictured: clockwise from top:
 1. Deb Gallon, the Glass Traveller
 2. Glass Garden, Chihuly Garden and Glass Exhibition, Seattle
 3. Cheryl Chapman enamel painting on glass, Silly Dog Art Glass, Oregon
 4. Glass mural by Lynn Basa, Portland Courthouse, using handcrafted glass from Bullseye Glass Company.



That's Australiana all over!



I created this leadlight window (a series of four panels) for the music studio of my music teacher, Layla. She wanted something to reflect the natural peace and ambiance of Upper Brookfield, where her studio is located. It includes all things Australian - cockatoos, kookaburras, lorikeets, koalas, possums and eucalypts. The panels, which are located above the studio entrance, extend to 2.4m wide x 800cm high.

Ian Dymock

Call for exhibits for library display


Arana Hills Library have offered us display space during June to showcase our beautiful glass creations leading up to our Exhibition on the weekend of 17 and 18 July.

We can fill their foyer cabinet (190cm x 100cm x 54cm) with a variety of glass exhibits.

The cabinet has two power points, and Evert has already generously volunteered to display his newly created lamp. But we will need lots more original glass creations to fill the cabinet.

Further promotional opportunities have been offered for the month of August, when we can fill the foyer cabinet, plus two glass display cases and the Art Wall Display area, complete with stainless steel cords & hooks. This will be a great opportunity to promote our courses, workshops and memberships, and to display the talent of our members.

Displays run from the first of the month to the end of the month. All items for the June display will need to be at the Guild by Tuesday 25 May to be delivered to the Library for display setup. Items will be returned to the Guild on Wednesday 7 July.



Please email Katrina via info@creativeglassguild.com.au to express your interest in displaying items at the library.

Sea battle dedicated in stained glass

If you are lucky enough to make it to Cairns any time soon, don't forget to check out the spectacular leadlight windows in St Monica's War Memorial Cathedral.

Constructed in 1967-68, the Cathedral houses the largest modern commission of hand-painted, kiln-fired stained glass in Australia, dedicated as a memorial to the Battle of the Coral Sea, fought due east of Cairns in May 1942.

St Monica's spectacular *Peace Windows*, designed and constructed by Eumundi-based glass artists, Gerry Cummins and Jill Stehn, were installed in 1995 to celebrate fifty years of peace in the Pacific region since the end of WW2.


The *Peace Windows* comprise triple-arch panels at the eastern entrance to the Cathedral, covering an area of 80 square metres.

After completing the *Peace Windows*, the artists were commissioned to create twenty four *Creation Windows*, which took four more years to complete.

The *Creation Windows* depict the story of creation taken from the Book of Genesis, and cover an area of 240 square metres.

The central philosophical tenet of the *Creation Windows* is to bring together religion and science through art.

The artwork commences with images of deep space as captured by the Hubble space telescope, moving onto the geographical features of the diocese, depicting in detail the marine life of the Great Barrier Reef, the vastness of the grasslands, and the splendour of the rainforests, before concluding metaphysically with images derived from Revelation.



St Monica Cathedral's stained glass windows abound in symbolism, with images of tangled wrecks, weapons and other military equipment, rusting and decaying at the bottom of the sea, now peacefully housing thriving colonies of coral and other marine life.



Get ready for 'Glass at the Gardens' Show & Sale: July 17-18

You may know it better as the Glass Guild Exhibition, but for marketing purposes, this year's event will be promoted as the *Glass at the Gardens Show & Sale*.

We're back at the Mt Coot-tha Gardens Auditorium on the weekend of July 17-18, so put it in your diary now, and start creating some special pieces for show and sale.



Viva Las Vegas - and the Glass Craft & Bead Expo

Hi, I'm Deb Gallon and some of you might know me as *The Glass Traveller*.

It's a pretty apt name as I get to combine two of my passions - glass and travel. Glass has given me a whole new way to see the world and there are artists all over the globe.

And I love the atmosphere of workshops – the learning and inspiration and the social interaction. Give me all of this on a large scale and I'm in heaven.

And that, folks, is *the Las Vegas Glass Craft and Bead Expo*.

Usually held in the first week of April each year at the SouthPoint Casino in Las Vegas, I went in 2019 and hoped to go again in 2021 - but now it looks like it will be 2023!

And why would I go again – well, here are my **Top 10** reasons.

1. A smorgasbord of workshops in one place: Fusing, mosaicing, vitrograph, bead-making, using float, sculpture, glass painting, polymer clay with glass, using frits and powders etc etc.

Last time I counted there were more than 150 workshops over five days. See how long it takes you to whittle down to your must-do classes!

Classes run over three sessions a day (morning, afternoon, evening) for four days and then a morning



class on the fifth day.

Hint: Don't book every session – you will want to spend time on days 2, 3, 4, 5, and 6.

Classes range from several hours to two days so you can go in-depth in some techniques.

2. The Showroom Floor – it's a veritable garden of tools, as well

glass) but there is plenty of everything to bring home.

3. Viva Las Vegas! This city has so much to offer and, yes it's way more than gambling and casinos and drinking.

If you are into people watching, or seeing jaw dropping interior design and even major glass exhibits, along with Mother Nature's amazing sights, then this place is a 'must see'.

4. Meet up with people you've connected with on Facebook glass groups. And make new friends.

5. Chat with world renowned artists and teachers.

6. Chat with suppliers of your favourite products. Get answers to those questions you have been saving up!

7. It's great fun and inspiring to be with so many others who share the same glass passion.

8. Make the Expo just one part of another dream trip exploring the world.

9. Bring home the leftover goodies from your workshops.

10. You and your glass practice are worth the investment of your time and money!

I probably have more reasons but these are the ones that came to mind. If you are interested, take a look at www.glasscraftexpo.com

If you are interested in the Expo please let me know – email me at theglasstraveller@gmail.com

Deb Gallon

SCREEN PRINTING: FUN WITH FACES!
CLASS#: TH-05 A&B | INSTRUCTOR: TONY GLANDER

CLASSES
APRIL 1 - 5, 2020
OVER 300+ GLASS ART RELATED CLASSES!
LEARN A NEW SKILL, FIND A NEW HOBBY!

EXHIBIT HALL
APRIL 3 - 5, 2020
SHOW FLOOR IS OPEN TO THE PUBLIC!
PURCHASE GLASS ART, TOOLS, BEADS & MORE!

A 'screen printing on glass' class will be one of around 150 workshops offered at the Las Vegas Glass Craft & Bead Expo

as equipment, glass, paints, products etc – all with great specials.

Hint: you will need to buy that extra suitcase for the return flight! Not all of it weighs a tonne (yes,




Red Hill is buzzing with the startup of 2021 courses, and lots of activity on member days.

- Pictured clockwise from above left:
1. John with his art-deco style lampshade;
 2. Ken's colourful LeBeau copper-foiled panel;
 3. Sarah's unique beginner's weedy dragon mosaic;
 4. Allan completes his introductory leadlight panel;
 5. Denis's intricate wisteria lamp takes shape;
 6. A mosaic bear gets a Covid makeover
 7. Katrina's border collie, inspired by Wesley Wong's 3 dimensional critters.




Colourful showcase will greet passers-by



What a spectacular showcase of style and colour will greet passers-by in Fulcher Road when our assortment of new leadlight windows are installed soon. Those already completed are (L-R) Ian's art nouveau design, Julie's Victorian design, and Jenny's work-in-progress, an innovative Charles Rennie Mackintosh design.

10 years and going strong



Congratulations to Catja White and Ian Dymock, who have both been awarded Lifetime Memberships from the Guild in recognition and appreciation of ten years of continuous membership and service.

Diary Dates

BVAC Open Day:
17-18 April

Membership renewals:
from May 1

Splashback Workshops:
Sunday May 2
Saturday May 22

**Arana Hills Library
display items: by May 25**

**Glass at the Gardens
Show & Sale
July 17-18**

**General meetings: early
May, July, Sept, Nov, Jan
Dates TBA**